


BT7001

HEAVY DUTY CEILING BRACKET


- Tube Length: 200mm (8")
- Tube Diameter: 60mm (2.4")
- Plate Dimension: 200mm (8") x 200mm (8")
- Adjustable angle +/-40°
- Coverplate included to hide mounting screws
- Maximum load 90kg (200lbs)
- Available in Silver



BT7002

BEAM MOUNTING KIT

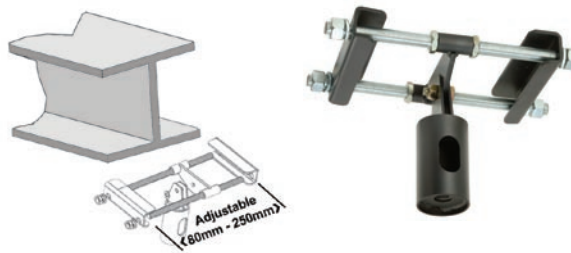
- Tube Length: 60mm (2.4")
- Tube Diameter: 60mm (2.4")
- Beam Plate Dimension: 458mm (18") x 95mm x (3.75")
- Maximum load: 90kg (200lbs)
- Available in Silver



BT7016

GIRDER I-BEAM BRACKET

- Minimum Girder width: 80mm (3")
- Maximum Girder width: 250mm (10")
- Maximum load 90kg (200lbs)
- Available in Silver



BT7004

SUPER HEAVY DUTY CEILING BRACKET

- Heavy duty 5mm (0.2") thick steel construction
- Coverplate included to hide mounting screws
- Tube Length: 200mm (8")
- Tube Diameter: 60mm (2.4")
- Plate Diameter: 300mm (12")
- Maximum load 140kg (308lbs)
- Available in Silver



BT7003

HEAVY DUTY WALL MOUNT

- Arm Length: 560mm (22")
- Tube Diameter: 60mm (2.4")
- Plate Dimension: 150mm (6") x 200mm (8")
- 180° Swivel at Plate
- Maximum load 90kg (200lbs)
- Available in Silver

